

American English File

Third Edition

Starter

Christina Latham-Koenig
Clive Oxenden
Jerry Lambert

Paul Seligson and Clive Oxenden
are the original co-authors of
English File 1 and *English File 2*

OXFORD
UNIVERSITY PRESS

Contents

	GRAMMAR	VOCABULARY	PRONUNCIATION
1			
6 A A cappuccino, please	verb be (singular): <i>I</i> and <i>you</i>	numbers 0–10, days of the week, saying goodbye	/h/, /aɪ/, and /i/
8 B World music	verb be (singular): <i>he</i> , <i>she</i> , <i>it</i>	countries	/i/, /oʊ/, /s/, and /ʃ/
10 Practical English Episode 1	checking into a hotel, booking a table	V the classroom	P the alphabet
2			
12 A Are you on vacation?	verb be (plural): <i>we</i> , <i>you</i> , <i>they</i>	nationalities	/dʒ/, /tʃ/, and /ʃ/
14 B That's my bus!	Wh- and How questions with <i>be</i>	phone numbers, numbers 11–100	understanding numbers
16 Review and Check 1&2			
3			
18 A Where are my keys?	singular and plural nouns, <i>a</i> / <i>an</i>	small things	/z/ and /s/, plural endings
20 B Souvenirs	<i>this</i> / <i>that</i> / <i>these</i> / <i>those</i>	souvenirs	/ð/, sentence rhythm
22 Practical English Episode 2	understanding prices, buying lunch	P /url/, /s/ and /k/	
4			
24 A Meet the family	possessive adjectives, possessive 's	people and family	/n/, /æ/, and /ə/
26 B The perfect car	adjectives	colors and common adjectives	/kɜː/ and /ɔːr/, linking
28 Review and Check 3&4			
5			
30 A A big breakfast?	simple present ⊕ and ⊖: <i>I</i> , <i>you</i> , <i>we</i> , <i>they</i>	food and drink	/dʒ/ and /g/
32 B A very long flight	simple present ⊕: <i>I</i> , <i>you</i> , <i>we</i> , <i>they</i>	common verb phrases 1	/w/ and /v/, sentence rhythm and linking
34 Practical English Episode 3	telling the time	V the time, saying how you feel	P /a/, silent consonants
6			
36 A A school reunion	simple present: <i>he</i> , <i>she</i> , <i>it</i>	jobs and places of work	third person -es, sentence rhythm
38 B Good morning, goodnight	adverbs of frequency	a typical day	/y/ and /yʊ/, sentence rhythm
40 Review and Check 5&6			

	GRAMMAR	VOCABULARY	PRONUNCIATION
7			
42 A Have a nice weekend!	word order in questions: <i>be</i> and simple present	common verb phrases 2: free time	/w/, /h/, /tʃ/, and /aʊ/
44 B Lights, camera, action!	imperatives, object pronouns: <i>me</i> , <i>him</i> , etc.	kinds of movies	sentence rhythm
46 Practical English Episode 4	saying the date, talking on the phone	V months, ordinal numbers	P /θ/
8			
48 A Can I park here?	<i>can</i> / <i>can't</i>	more verb phrases	<i>can</i> / <i>can't</i> : /æ/, and /ə/, sentence rhythm
50 B I ♥ cooking	<i>like</i> / <i>love</i> / <i>hate</i> + verb + -ing	activities	/ə/, /u/, and /tʃ/, sentence rhythm
52 Review and Check 7&8			
9			
54 A Everything's fine!	present continuous	common verb phrases 2: traveling	sentence rhythm
56 B Working undercover	present continuous or simple present?	clothes	/ə/, other vowel sounds
58 Practical English Episode 5	inviting and offering	P sentence rhythm	
10			
60 A A room with a view	<i>there's</i> a ... / <i>there are</i> some...	hotels, in, on, under	/tʃ/ and /tʃr/
62 B Where were you?	simple past: <i>be</i>	in, on, at	was and were, sentence rhythm
64 Review and Check 9&10			
11			
66 A A new life in the US	simple past: regular verbs	regular verbs	regular simple past endings
68 B How was your day?	simple past irregular verbs: <i>get</i> , <i>go</i> , <i>have</i> , <i>do</i>	verb phrases with <i>get</i> , <i>go</i> , <i>have</i> , <i>do</i>	sentence rhythm
70 Practical English Episode 6	asking for and giving directions	P prepositions of place	
12			
72 A Strangers on a train	simple past: regular and irregular verbs	regular and irregular verbs	irregular verbs
74 B Review the past	simple past review	review of past verb forms	review of vowel sounds
76 Review and Check 11&12			

78 Communication
86 Writing
88 Listening

92 Grammar Bank
116 Vocabulary Bank


131 Words and phrases to learn
133 Regular and irregular verbs
134 Sound Bank

Course overview

American English File


Third Edition

Welcome to **American English File Third Edition**. This is how to use the Student Book, Online Practice, and the Workbook in and out of class.



IN CLASS

Online Practice Access Card



AT HOME

Student Book

All the language and skills you need to improve your English, with Grammar, Vocabulary, Pronunciation, and skills work in every File.

Use your Student Book in class with your teacher.

Workbook

Grammar, Vocabulary, and Pronunciation practice for every lesson.

Use your Workbook for homework or for self-study to practice language and to check your progress.

ACTIVITIES AUDIO VIDEO RESOURCES



Online Practice

Look again at Student Book language you want to review or that you missed in class, do extra **Practice** activities, and **Check your progress** on what you learned so far.

Use the Online Practice to learn outside the classroom and get instant feedback on your progress.

Go to americanenglishfileonline.com and use the code on your Access Card to log into the Online Practice.

LOOK AGAIN

- Review the language from every lesson.
- Watch the video and listen to all the class audio as many times as you like.

PRACTICE

- Improve your skills with extra Reading, Writing, Listening, and Speaking practice.
- Use the interactive video to practice Practical English.

CHECK YOUR PROGRESS

- Test yourself on the language from the File and get instant feedback.
- Try a Challenge activity.

SOUND BANK

- Use the Sound Bank video to practice and improve your pronunciation of English sounds.

1A


A cappuccino, please

G verb be (singular): I and you V numbers 0–10, days of the week, saying goodbye P /h/, /aɪ/, and /i/

Hello, I'm Tom. Nice to meet you.

1 LISTENING & SPEAKING

a 1.2 Read and listen.



b 1.3 Listen and repeat the conversations.

c In pairs, practice the conversations.

2 GRAMMAR verb be (singular): I and you

a Write I or You in photos 1 and 2.

b G p.92 Grammar Bank 1A


c 1.6 Listen and say the contractions.

1 I am (I'm)



3 VOCABULARY numbers 0–10

a 1.7 Listen and check (✓) the correct photo.



b V p.116 Vocabulary Bank Numbers Do Part 1.

c 1.9 Listen and write the numbers.



d 1.10 Listen and say the next number.

1) one, two (three)

4 PRONUNCIATION

/h/, /aɪ/, and /i/

a 1.11 Listen and repeat the words and sounds.


	house	hi hello Helen
	bike	I'm nice five nine
	tree	meet three tea please

b 1.12 Listen and repeat the sentences.

Hello, Helen!
Hi, I'm Mike.
Three teas, please.

5 SPEAKING

Practice with other students.



6 VOCABULARY

days of the week, saying goodbye

a 1.13 Listen and repeat the days of the week.

Monday /ˈmʌndeɪ/
Tuesday /ˈtuzdeɪ/
Wednesday /ˈwenzdeɪ/
Thursday /ˈθɜːzdeɪ/
Friday /ˈfraɪdeɪ/
Saturday /ˈsætədeɪ/
Sunday /ˈsʌndeɪ/

Capital letters
Monday **NOT** monday
Friday **NOT** friday

b Write the days of the week.

today = _____ tomorrow = _____
the weekend = _____ and _____

c Cover a and say the days from Monday to Sunday. What days are your English classes?

d 1.14 Listen and repeat.



e Say goodbye. (Bye. See you tomorrow.)

WORDS AND PHRASES TO LEARN 1A

p.131 Listen and repeat the words and phrases.

Go online to review the lesson

Practical English How do you spell it?




checking into a hotel, booking a table V the classroom P the alphabet

1 THE ALPHABET

- a 1.32 Listen to the alphabet. Repeat the letters.

Aa Bb Cc Dd
Ee Ff Gg Hh
Ii Jj Kk Ll
Mm Nn Oo Pp
Qq Rr Ss Tt
Uu Vv Ww
Xx Yy Zz

- b 1.33 Listen and repeat the words, sounds, and letters.

	tree	B C D E G P T V Z
	egg	F L M N S X
	train	A H J K

- c 1.34 Listen to the difference between the letters.

1 E A	7 G J
2 E I	8 K Q
3 U W	9 M N
4 Y I	10 S C
5 B P	11 D T
6 B V	12 W V

- d 1.35 Listen. Circle the letter you hear in c.

- e 1.36 Look at the photos. How do you say the letters? Listen and check.



- f Communication Hit the ships A p.78 B p.82 Play a game with numbers and letters.

2 VOCABULARY the classroom

- a 1.37 Listen and complete the conversation with the words from the list.

Book English spell What

Student 1 _____'s libro in 2 _____?
Teacher 3 _____
Student How do you 4 _____ it?
Teacher B-O-O-K.

- b p.118 Vocabulary Bank The classroom

- c Complete the conversations.

1 Teacher _____ your books, please. _____ to page 7.
Student _____, can you _____ that, please?
Teacher Go to page 7.
2 Student _____ me. _____ do you spell "birthday"?
Teacher B-I-R-T-H-D-A-Y.
3 Student _____ I'm late.
Teacher That's OK. Sit _____, please.

- d 1.40 Listen and check.

- e In pairs, practice the conversations in c.

- f 1.41 Listen and do the actions.

1 > Stand up.

3 CHECKING INTO A HOTEL

- a 1.42 Watch or listen to Rob. Circle a or b.

- 1 Rob is from _____.
a the UK
b the US
2 He's _____.
a an artist
b a journalist
3 He's in Poland _____.
a on vacation
b for work



- b 1.43 Watch or listen and order the sentences.



7 W-A-L-K-E-R.
My name's Rob Walker. I have a reservation.
Sorry?
1 Hello.
How do you spell it?
Walker.
Sorry, what's your surname?
Thank you. OK, Mr. Walker. You're in room 321.
Good afternoon.
W-A-L-K-E-R.
Thanks.

Names

name Rob Walker
first name Rob
surname (or last name) Walker

- c 1.44 Watch or listen and repeat the conversation.

- d In pairs, role-play the conversation. Use your name and last name.

Greetings

Good morning » 12:00
Good afternoon 12:00 » 6:00 p.m.
Good evening 6:00 p.m. »

4 BOOKING A TABLE



- a 1.45 Watch or listen to Jenny. Circle a or b.

- 1 Jenny's from _____.
a the US
b the UK
2 _____ is her birthday.
a Today
b Tomorrow
3 Locanda Verde is a _____.
a restaurant
b club

- b 1.46 Watch or listen and complete the information.

LOCANDA VERDE

Bookings

Day _____

Table for _____ people

Time _____ (o'clock)

Name Jenny Ziel

American and British English
vacation = American English
holiday = British English

last name = American English
surname = British English

Z (zee /zi/) = American English
Z (zed /zed/) = British English

5 USEFUL PHRASES

- 1.47 Listen and repeat the useful phrases.

I have a reservation. Good morning.
How do you spell it? How can I help you?
Sorry? A table for tomorrow, please.
Thank you. That's right.

Go online to watch the video and review the lesson

2A

Are you on vacation?

No, we aren't. We're from Canada.
Are you American?

G verb be (plural): we, you, they V nationalities P /dʒ/, /tʃ/, and /ʃ/

1 VOCABULARY nationalities

- a Look at the photos and circle the nationality words.



- b Write the countries for each photo.

1 Turkey 2 _____
3 _____ 4 _____

- c P.117 Vocabulary Bank Countries and nationalities Do Part 2.

2 PRONUNCIATION /dʒ/, /tʃ/, and /ʃ/

- a 2.2 Listen and repeat the words and sounds.

	jazz	Japan Argentina
	chess	Chinese Chilean
	shower	Spanish Turkish

Sounds

The letter j = /dʒ/, e.g., Japan /dʒəˈpæn/.
The letter g = /dʒ/, e.g., Argentina /ɑːrdʒənˈtiːnə/ or /g/, e.g., go /ɡoʊ/.

- b 2.3 Listen and repeat the sentences.

He isn't from Argentina, he's Japanese.
It isn't Chilean. It's Chinese.
She isn't Spanish, she's Turkish.

- c 2.4 Listen. Say the nationality.

1) I'm from China. (He's Chinese.
2) I'm from Spain. (She's Spanish.

3 GRAMMAR verb be (plural): we, you, they

- a Read the conversation. Complete it with words from the list.

American are aren't Canadian I'm meet sit Thanks



Jessica Excuse me. Are these seats free?
Max Yes, they ¹are. Please ²down.
Jessica ³_____. I'm Jessica. Hi.
Jim And ⁴_____ Jim.
Max Are you ⁵_____
Jessica No, we ⁶_____. We're from the UK.
Max Oh, OK! We're ⁷_____. I'm Max.
Rachel And I'm Rachel.
Jim Nice to ⁸_____ you.

- b 2.5 Listen and check. Then complete the chart.

be (plural)

<input type="checkbox"/>	<input type="checkbox"/>
we are = we're	we are not = we <u>aren't</u>
you are = you _____	you are not = you _____
they are = they _____	they are not = they _____

- c G p.94 Grammar Bank 2A

- d 2.9 Listen. Ask the questions.

1) You're Chinese. (Are you Chinese?
2) We're late. (Are we late?

4 READING & LISTENING

- a 2.10 Read and listen to the conversation. Then number the pictures 1-5.

Jessica Where in the US are you from?
Max We're from here, from Chicago.
Jim Chicago's a beautiful city!
Rachel Yes, it is. Are you on vacation?
Jim No, we aren't. We're here on business. But today's a free day.
Jessica Yes, we're tourists today! Ooh. What's that?
Jim Oh... Are they your dogs?
Max Yes, they are. Sit. Sit!
Jessica They're very nice. But I'm not very good with dogs.
Jim Look - a free table. Over there.
Jessica Nice to meet you. Have a nice day.
Max Thanks. Nice to meet you, too.
Rachel Bye. Good dogs, good dogs.



- b Read the conversation again. Write short answers.

1 Are Rachel and Max from Canada?
No, _____.
2 Are Jessica and Jim on business?

3 Is today a free day for Jessica and Jim?

4 Is Jessica good with dogs?

- c 2.11 Listen and complete the phrases.

1 Excuse me. Are these seats _____?
2 Are you on _____?
3 We're here on _____.
4 What's _____?
5 Have a nice _____!
6 Nice to meet you, _____.

- d In groups of four, practice the conversations in 3a and 4a.

5 SPEAKING

- a Ask and answer the questions with a partner.



1 Is Shawn Mendes Canadian?
(Yes, he is. / No, he isn't. / I don't know.
2 Are Chow Chow dogs Mexican?
3 Is Samsung Korean?
4 Is Emma Watson American?

- b G Communication Is sushi Chinese?
A p.78 B p.82 Ask and answer about different nationalities.

WORDS AND PHRASES TO LEARN 2A

p.131 Listen and repeat the words and phrases.